












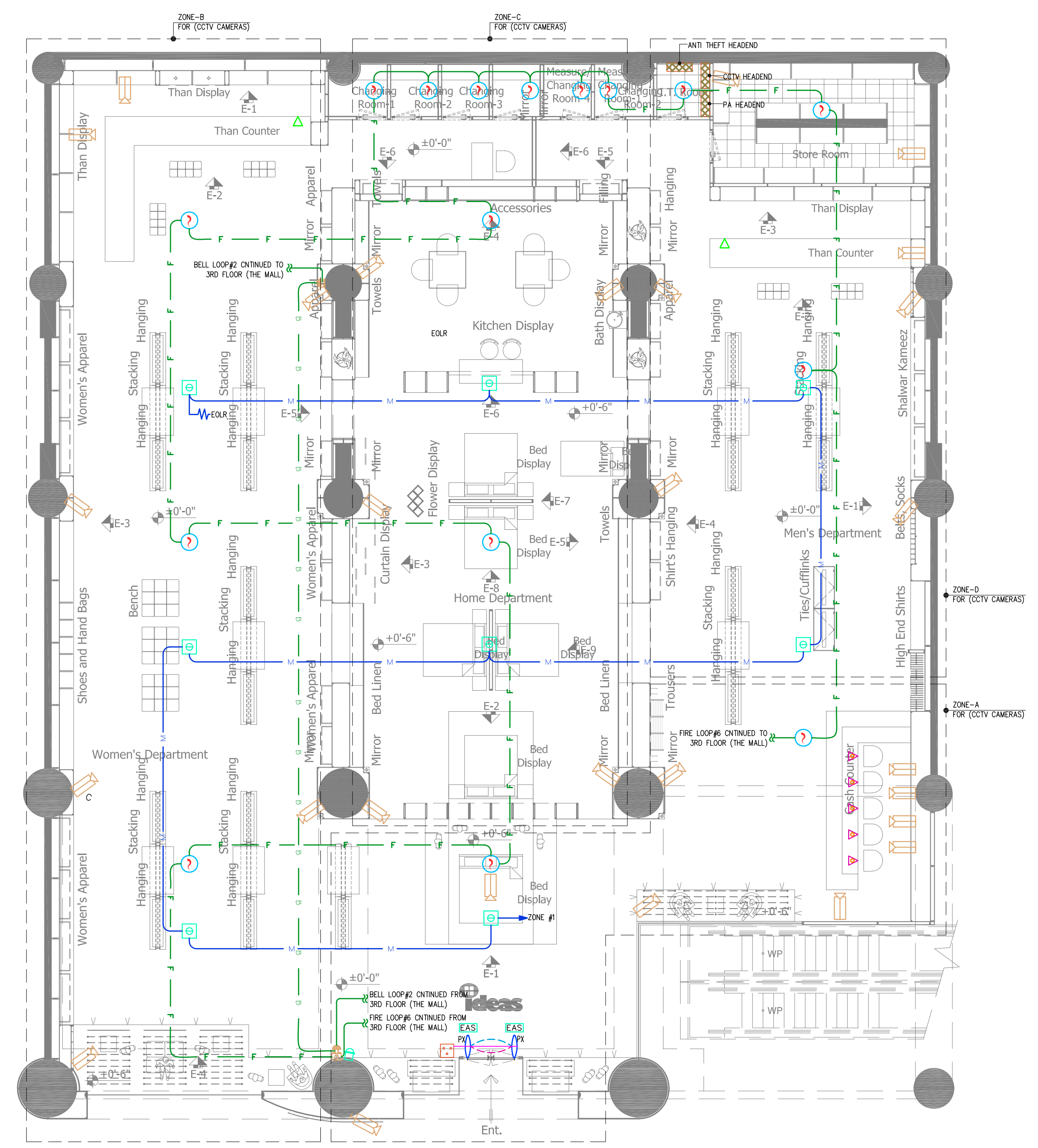


# NOTES

- ALL FIRE DEVICES' WIRING TO BE DONE USING 1.5mm<sup>2</sup> FIRE PROTECTION FP200 SHIELDED CABLE BY FRISHMAN OR BELDEN RUN IN 1" Ø METAL CONDUIT PAINTED RED. MINIMUM UNLESS OTHERWISE SPECIFIED.
- FOR DETAIL REFER TO FIRE ALARM, PUBLIC ADDRESS & CCTV SYSTEM RISER DIAGRAM.
- COMPLETE ANTI THEFT SYSTEM TO BE SUPPLIED AND INSTALLED BY SPECIALIST SUB-CONTRACTOR. PROVIDE 2Nos. 1/2" DIA UPVC CONDUIT 1 FROM DB AND 1 FROM I.T. ROOM CABLE TO BE PULLED AS ADVISED BY SPECIALIZED SUPPLIER.
- LOCATION OF ANTENNAS AND CONDUITS IS INDICATIVE ONLY. CONTRACTOR TO INSTALL ANTENNAS AND CONDUITS AS PER SITE CONDITIONS WITH OTHER SERVICES TO COVER ENTRANCES AND EXITS.
- WHEREVER SERVICES PASS THRU EXPANSION JOINTS PROVIDE FLEXIBLE CONNECTIONS.
- ALL PA SPEAKER WIRING TO BE DONE USING 2C 1.5mm<sup>2</sup> FLEXIBLE COPPER CABLE IN 1" Ø CONDUIT.
- ALL CCTV CAMERA WIRING TO BE DONE USING RG-6 COAXIAL CABLE RUN IN ELY CABLE TRAY AND/OR 1" Ø UPVC CONDUIT.
- ALL CCTV CAMERA'S ARE CONNECTED TO CCTV HEADEND PLACED AT I.T. ROOM.
- SMOKE DETECTOR SHALL BE ADDRESSABLE AND OF SAME MAKE AS INSTALLED IN "THE MALL" I.e TYCO SIMPLEX, MODEL NO 4098-9714.
- MANUAL PULL STATION AND SOUNDER SHALL ALSO BE SAME MAKE I.e TYCO SIMPLEX, MODEL NO 4099-9002 & 4901-9850 RESPECTIVELY.
- FAS SHOULD BE INTERFACED WITH THE LANDLORD'S FAS.

# LEGEND

-  6W SPEAKER
-  SMOKE DETECTOR
-  FIRE ALARM SOUNDER
-  MANUAL PULL STATION
-  PIR SENSOR
-  FOOT PANIC BUTTON
-  KEY RESET PANIC BUTTON
-  CLOSE CIRCUIT CAMERA WITH CEILING MOUNTED BRACKET
-  ELECTRONIC ART SURVEILLANCE
-  CCTV SYSTEM HEAD END WITH DVR, KEYBOARD, LCD MONITOR
-  PA SYSTEM HEADEND
-  ANTI THEFT SYSTEM HEADEND
-  PX ANTENNA



**1** ELECTRICAL SYSTEM I LAYOUT  
**E** 03.02 SCALE: 1/8"=1'-0"